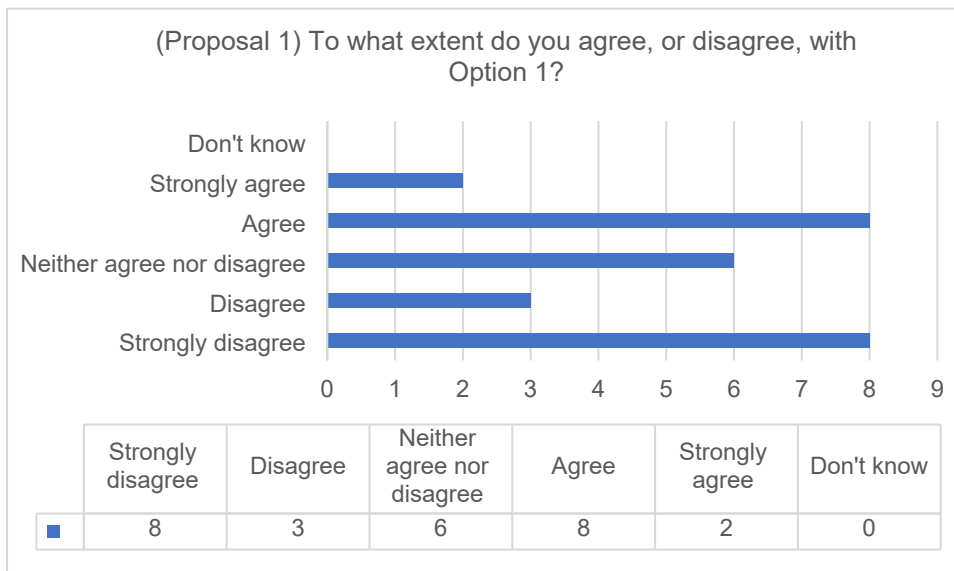


# Post 16 Transport Policy Consultation Feedback

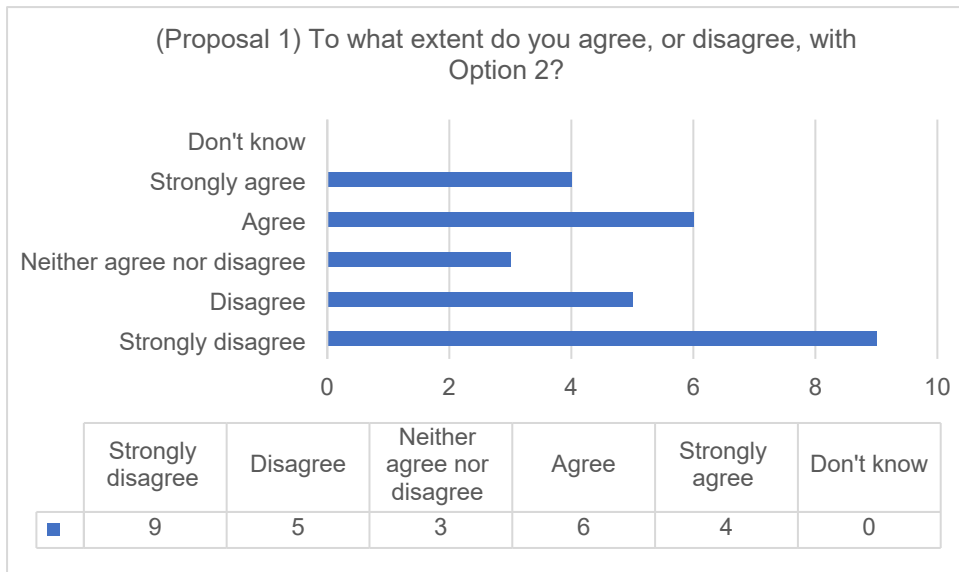
To what extent do you agree, or disagree, with Option 1: to introduce a flat rate annual parental contribution, with inflation-linked increases also being applied in future years?

(Proposal 1) To what extent do you agree, or disagree, with Option 1?	Responses	Percentage
Strongly disagree	8	30%
Disagree	3	11%
Neither agree nor disagree	6	22%
Agree	8	30%
Strongly agree	2	7%
Don't know	0	0%



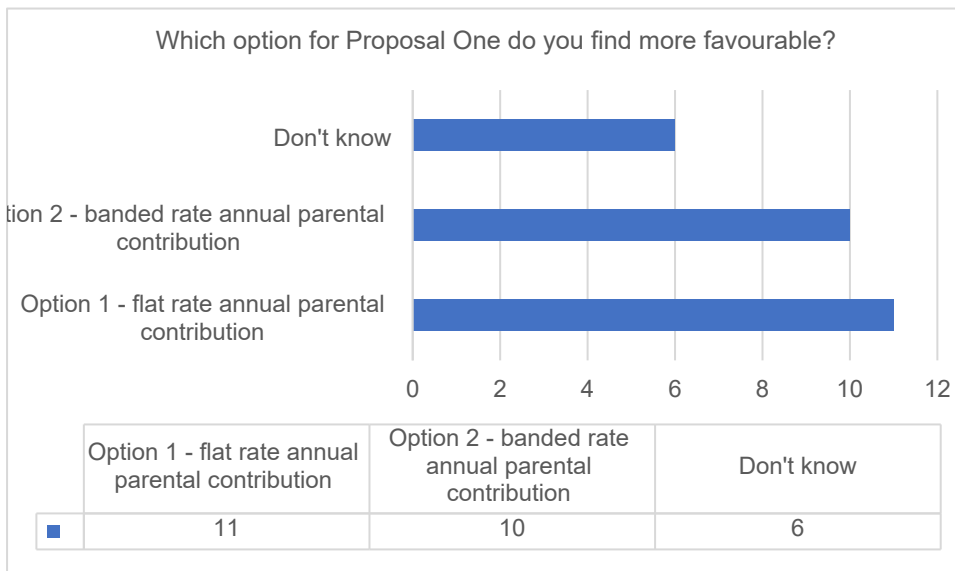
To what extent do you agree, or disagree, with Option 2: to introduce a banded rate annual parental contribution, with inflation-linked increases also being applied in future years?

(Proposal 1) To what extent do you agree, or disagree, with Option 2?	Responses	Percentage
Strongly disagree	9	33%
Disagree	5	19%
Neither agree nor disagree	3	11%
Agree	6	22%
Strongly agree	4	15%
Don't know	0	0%



**Which option for Proposal One do you find more favourable?**

Which option for Proposal One do you find more favourable?	Responses	Percentage
Option 1 - flat rate annual parental contribution	11	41%
Option 2 - banded rate annual parental contribution	10	37%
Don't know	6	22%



**If you would like to explain the reason(s) for your answer please do so below.**

Option 2 seems fairer
None of these. My husband and I both work but financially we. Could not do this
I strongly believe that post-16 EHCP students SHOULD NOT pay for their transport costs to their places of education. But if IWC decide that they should in order to create a revenue stream for themselves, then Option 2 is much fairer than Option 1.

This proposal could adversely impact YP with SEND. The contributions proposed are not affordable even for a family which isn't considered low income. Option 2 may also inhibit access to choice for vulnerable YP.

A double decker can seat about 70-90 passengers. Assuming they seat 70 and are 75% full the suggestion is that it costs the council  $0.75 \times 70 \times £5186 = £272,265$  per year per bus to run twice a day over 190 days in the year. No wonder the IoW council has no money left if they negotiate contracts like that. Fuel is about £10-20k per year, bus driver salary <£25k (£13/hr), depreciation 10yr flatline £15k per year, insurance & maintenance £10k per year = £70k add a 30% gross margin for profit and overheads arrives at ~£100k leaving £172k unaccounted... No consideration has been given to additional uses of the asset other than for use on school journeys. This indicates the full cost of an annual school bus service should be near £2,000 per seat for a 40 mile round trip route.

I would not want to see any charge brought in. There will always be families close to qualifying for assistance who, once again, will have to pay for services they can't afford. Families of children with disabilities face additional costs and day-to-day challenges and this would be one more burden they don't need. Families may discourage the very children most in need of continuing support to cease with their education owing to additional costs.

Unnecessary charge on parents of Children with Special Needs. Reduce/scrap all Tory Councillor allowances.

I think instead of pushing any charges onto the families even more so then there have been over the last few years, maybe it needs to be placed upon how much overall income is going into houses per family etc - there are lots of people playing the system atm and I don't think that is fair to the ones who are struggling.

I think this only on the condition that those on lower incomes do not have to pay

All children no matter their background should be supported including up to the age of 18

The banded charge would disadvantage those who live further away.

Children should apply and go to schools closest to them.. schools need to be better so there isn't children wanting to go to schools further away because they are better! If so the parents should take the hit not the local authority!

Cost of living difficult enough without extra expenses.

### **If you have any feedback on the changes to the Policy, please explain these here.**

Please see my earlier thoughts.

SEND group need to be prioritised for transport arrangements and this should not be linked to means testing, which tends not to be efficient, fair or in the interests of the most disadvantaged. Families with SEND children are already financially disadvantaged and need to earn more than those without special needs just to have the same standard of living, according to the Childhood trust's report. We are already disproportionately affected and transport costs will only add to the problem.

I don't think parents should be charged to get their children to post 16 education. I think it will result in families and students not being able to access educational facilities which can have a huge knock on effect of their social and emotional skills and mental health. Help for low income families won't help families who have had mortgage increases and cost of living going up. We don't have extra money.

This would be superfluous if you were not to change the funding policy.

I understand that cuts need to be made but by doing certain ones you are pushing people into more poverty. When it seems the Rich are getting richer

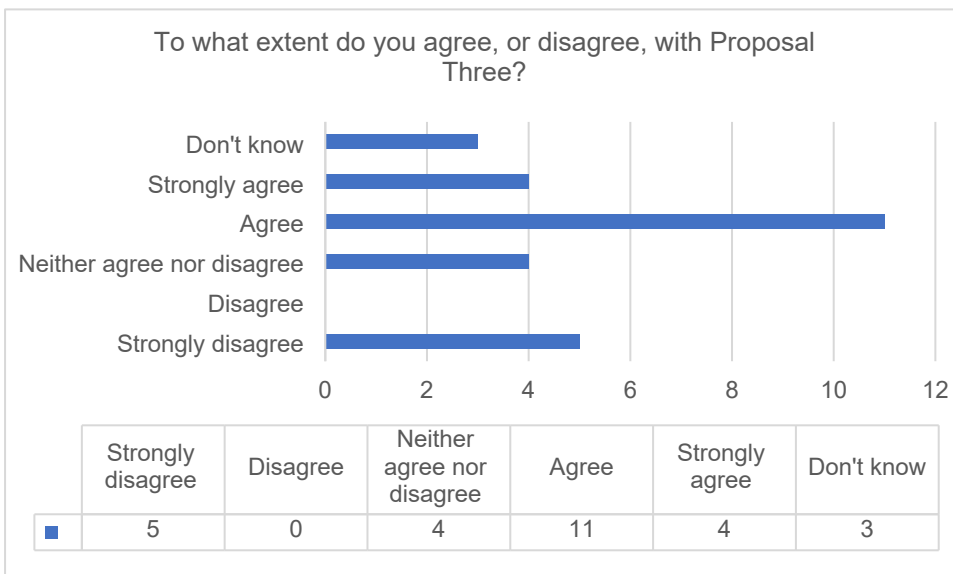
Parents pay enough general taxes already.

Children should walk or take the bus! The Council pays too much for people that fake disabilities and take note of those that really are disabled and not dam right lazy!

The proposed charges would greatly impact upon families already struggling. I would point out that many families are in possession of Mobility Vehicles for their children surely if they used them for the purposes intended costs could be kept down considerably.

**To what extent do you agree, or disagree, with Proposal Three: For Personal Transport Budgets (PTB) to be available to families where a child or young person’s needs or circumstances mean that suitable transport is difficult to find, or not available at all, in the local operator market?**

To what extent do you agree, or disagree, with Proposal Three?	Responses	Percentage
Strongly disagree	5	19%
Disagree	0	0%
Neither agree nor disagree	4	15%
Agree	11	41%
Strongly agree	4	15%
Don't know	3	11%



**If you would like to explain the reason(s) for your answer please do so below.**

PTBs decided on a case by case basis sounds like a good idea.

As long as it's not forced upon families and remains optional.

I fail to see how this will help anyone if services are 'not available at all'! Personal budgets put the burden on families to secure provision, when the Local Authority has a department that is better able to negotiate and plan for provision.

Doesn't solve the issue

I think a lot of single parents and families with disabilities etc or children with learning difficulties do really benefit from having school transport and it's a real help to the families and school children - however some do not need the help and can easily drive thier children to school and push the system and cause problems

All children up to the age of 18, should public transport available to them to complete their schooling where circumstances require such assistance.

The idea of a personal budget is acceptable, and not being forced to accept one is also helpful. What happens when transport is shared? If one family accept, the other doesn't? What happens if transport is shared - would parental contribution be halved/percentage? In general the system could work better if the tender for the transport was arranged earlier and enough warning was given to parents/carers about the next academic years arrangements or even looked at longer term for the whole time the child is in their particular school.

If a registered disability is documented then fine but not just lame excuses

This would be helpful for those with their own Mobility Vehicles as it would help with the fuel costs and the suitable transport would already be available

**Please describe what, if any, impacts the Policy for Post 16 Transport provision on the Island may have on you, people you know, or your organisation, group or business.**

A lot of people I know would struggle to find alternative transport especially if there is more than one child from the same families traveling this too would be for making financial contributions. My husband and I both work but would not be able to make these payments we will have two children travelling on school transport come this September so that could be nearly 3.000 pounds I would need to find but from where

My child has an EHCP, is PMLD and will need assisted transport to SEND education for many years post-16.

The impact on these proposals will be significant.

YP in rural areas such as the IOW should not be worse off financially because they may need to travel further to access education and training provision than their peers in urban areas. Proposal 1, option 2 would not support this idea.

There also needs to be a proper independent travel training scheme available on IOW, like there is in Hampshire, to support and enable those who may be able to travel on public transport independently.

The IOW transport policy statement also needs to set out the Local Authority's policy for travel to neighbouring Local Authority areas for YP with SEN, as that does not seem clear currently.

Support from Local Authorities should be targeted towards SEN - a reduction in contribution for this group would be appropriate, yet it seems this policy consultation and the school transport policy consultation are proposing SEN families pay the same in travel contribution as non-SEN families paying for discretionary spare seats. This does not seem fair and, I believe, needs re-evaluating. Surely, SEN families should be paying a reduced rate?

Ultimately, the introduction of parental contribution is going to put further strain on Island SEN families who are already struggling, at a time when the transition to a new setting is highly fraught with stress for the YP and their family. However, if a charge has to be introduced then a flat annual fee seems the fairest solution but will a lower contribution than proposed.

It will leave families who most need support struggling with getting their young people to educational provision. It would be a challenge to meet the cost of transport for my young person.

Unnecessary charge & further discrimination towards parents of children with special needs.

I have two post 16 students with EHCP's. They are legally required to still be in education over the age of 16 now and have to go to somewhere that can meet their needs - which isn't necessarily close by (A local 6th form for example is not appropriate as they are in

specialist education working to a lower level). I believe having to make a contribution per child, if you have more than one child will be practically impossible, meaning one child misses out?!

I depend on my child bus to school as I myself do a school run with my taxi and in order for me to earn the bus taking my son to school is paramount. However I absolutely would be happy to pay for this - but I'm not sure overall people would be. Maybe at the prices you are potentially saying.

It is crucial that this age group are able to get around the island and access the education and services they need. An absolute priority.

I am retired and my children have flown the nest many years ago. However, as commented previously all children irrespective of their background and age should have the ability of using subsidised transport as required to enable them to complete their schooling.

The legibility for free school transport.

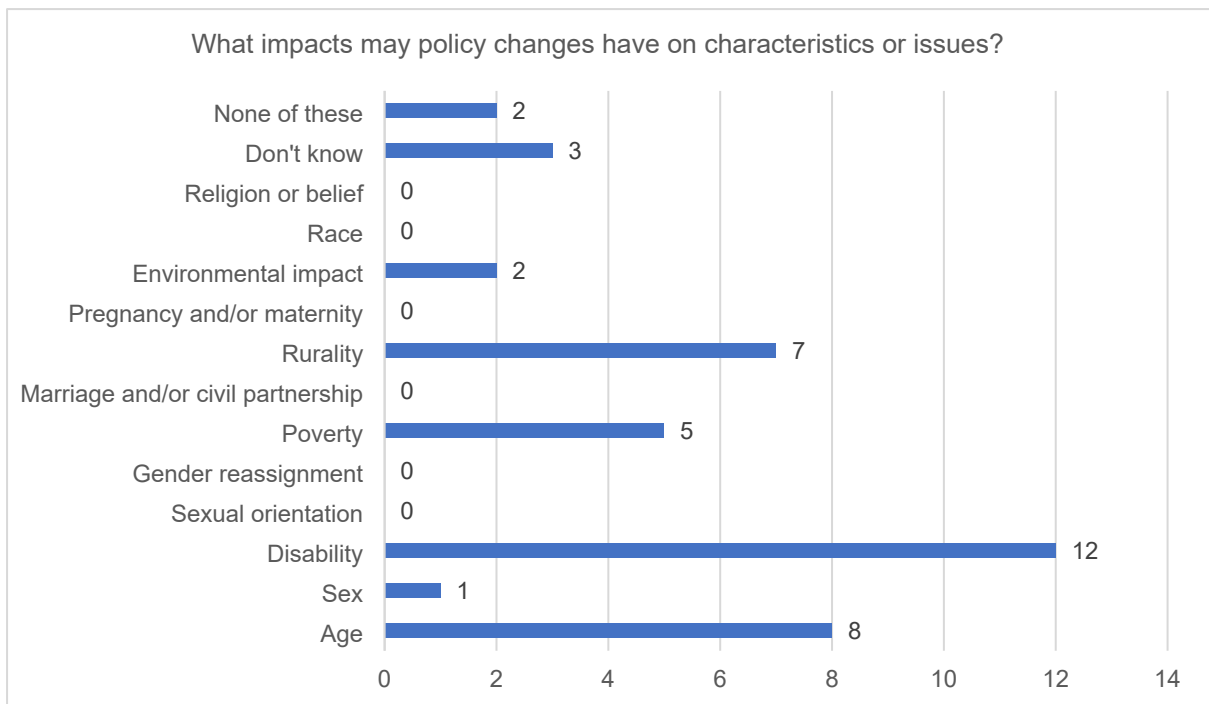
My daughter has medical needs the transport escorts can not deal with due to rules and training. I therefore have to take her to school and back .she is post 16

A true disability should count nothing else no other factor should be allowed it's appalling how we bow down to sheer patheticness

Does the Independent Travel Training carry on for the post 16 young students.

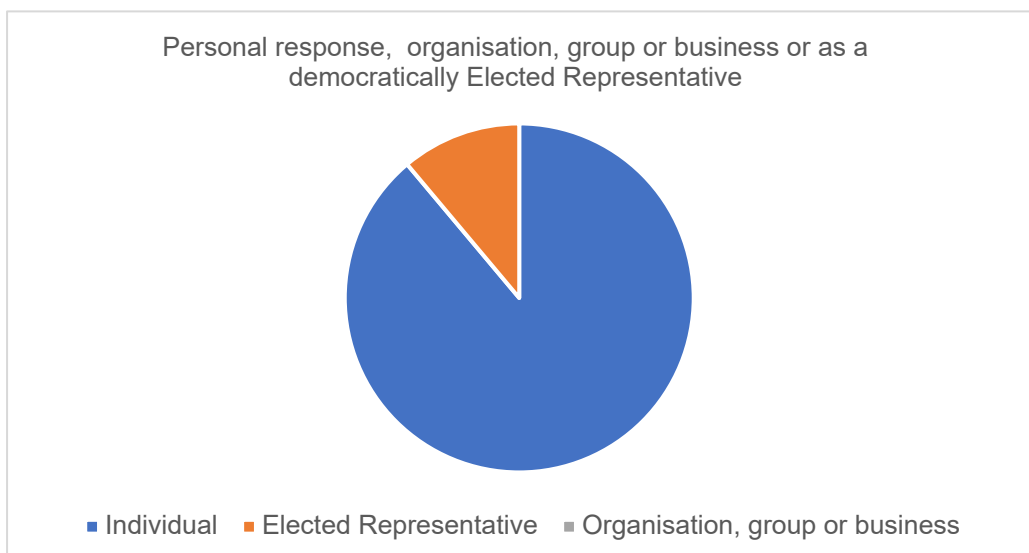
**Please indicate below if the impacts you have mentioned above relate to any of the following characteristics or issues:**

Changes to policy impacting on characteristics or issues:	Responses	Percentage
Age	8	20%
Sex	1	3%
Disability	12	30%
Sexual orientation	0	0%
Gender reassignment	0	0%
Poverty	5	13%
Marriage and/or civil partnership	0	0%
Rurality	7	18%
Pregnancy and/or maternity	0	0%
Environmental impact	2	5%
Race	0	0%
Religion or belief	0	0%
Don't know	3	8%
None of these	2	5%



**Is this a personal response, or are you responding on behalf of an organisation, group or business or as a democratically Elected Representative?**

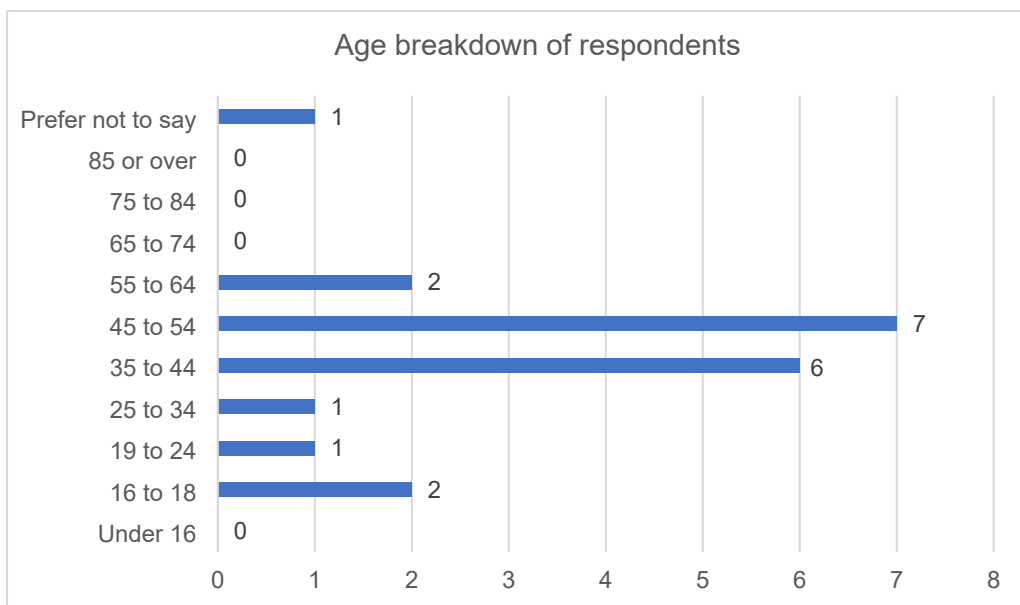
Personal, organisation or democratically Elected Representative	Responses	Percentage
Individual	24	89%
Elected Representative	3	11%
Organisation, group or business	0	0%



**What was your age on your last birthday?**

Age breakdown	Responses	Percentage
---------------	-----------	------------

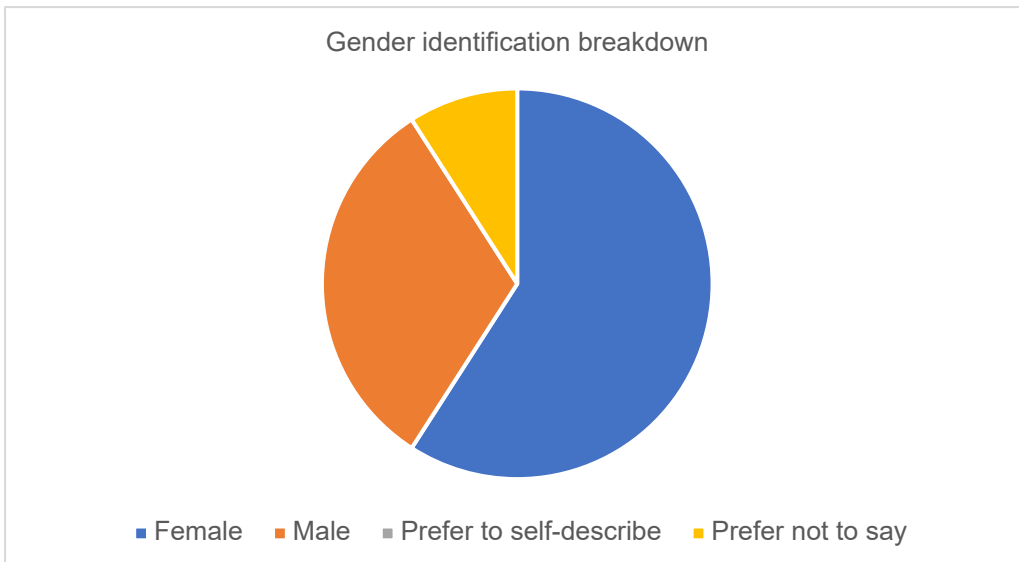
Under 16	0	0%
16 to 18	2	10%
19 to 24	1	5%
25 to 34	1	5%
35 to 44	6	30%
45 to 54	7	35%
55 to 64	2	10%
65 to 74	0	0%
75 to 84	0	0%
85 or over	0	0%
Prefer not to say	1	5%



**Which of the following best describes your gender?**

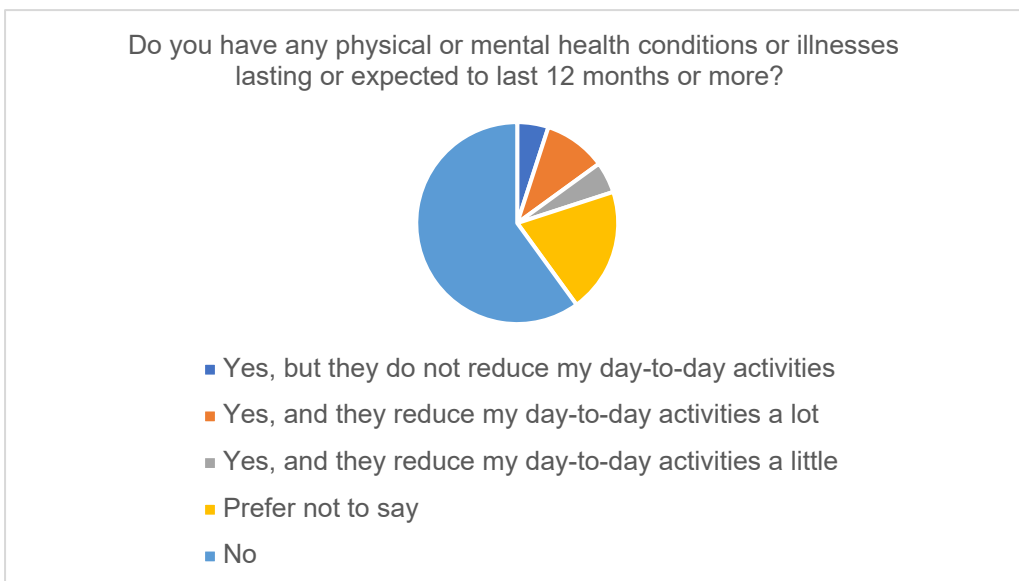
Gender identification breakdown	Responses	Percentage
Female	13	59%
Male	7	32%
Prefer to self-describe	0	0%
Prefer not to say	2	9%





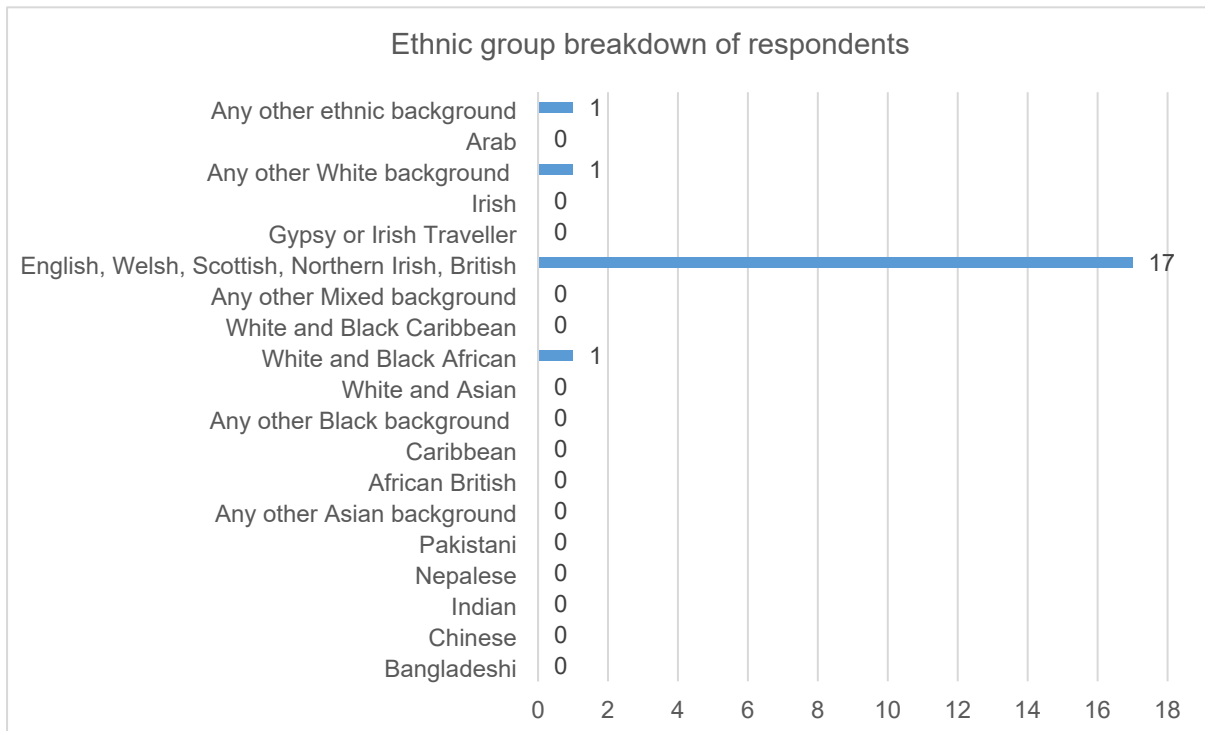
**Do you have any physical or mental health conditions or illnesses lasting or expected to last 12 months or more?**

Do you have any physical or mental health conditions or illnesses lasting or expected to last 12 months or more?	Responses	Percentage
Yes, but they do not reduce my day-to-day activities	1	5%
Yes, and they reduce my day-to-day activities a lot	2	10%
Yes, and they reduce my day-to-day activities a little	1	5%
Prefer not to say	4	20%
No	12	60%



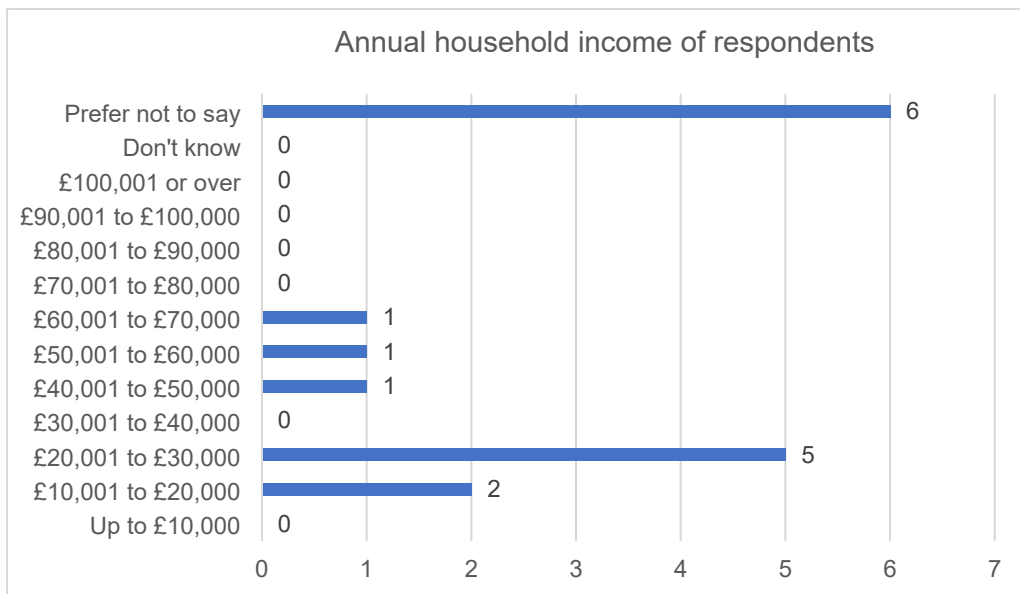
## What is your ethnic group?

Ethnic group breakdown of respondents	Responses	Percentage
Bangladeshi	0	0%
Chinese	0	0%
Indian	0	0%
Nepalese	0	0%
Pakistani	0	0%
Any other Asian background	0	0%
African British	0	0%
Caribbean	0	0%
Any other Black background	0	0%
White and Asian	0	0%
White and Black African	1	5%
White and Black Caribbean	0	0%
Any other Mixed background	0	0%
English, Welsh, Scottish, Northern Irish, British	17	85%
Gypsy or Irish Traveller	0	0%
Irish	0	0%
Any other White background	1	5%
Arab	0	0%
Any other ethnic background	1	5%



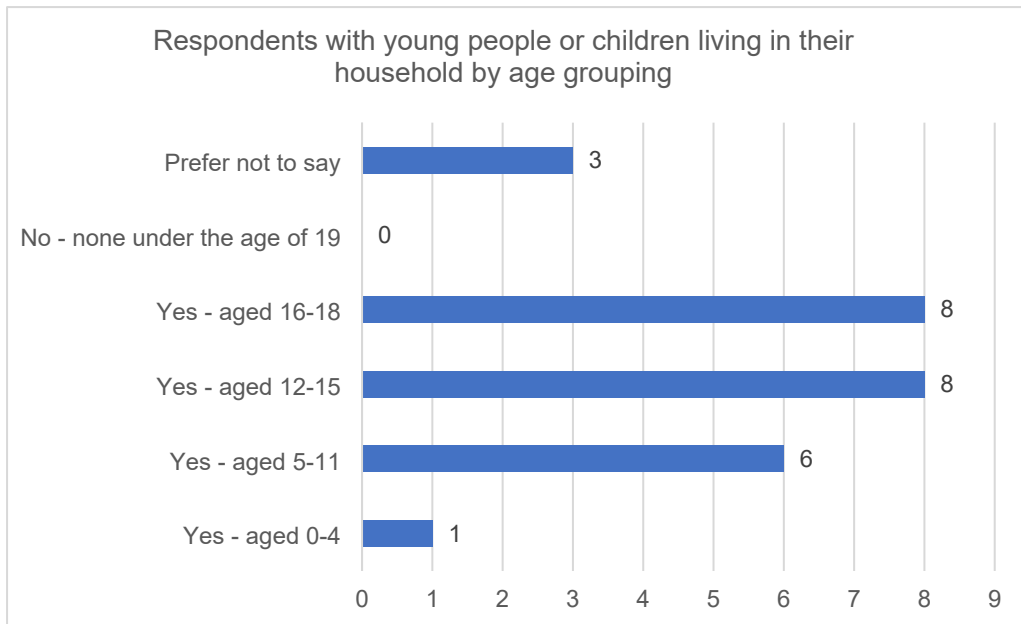
**What is your total annual household income, from all sources, before tax and other deductions?**

What is your total annual household income, from all sources, before tax and other deductions?	Responses	Percentage
Up to £10,000	0	0%
£10,001 to £20,000	2	13%
£20,001 to £30,000	5	31%
£30,001 to £40,000	0	0%
£40,001 to £50,000	1	6%
£50,001 to £60,000	1	6%
£60,001 to £70,000	1	6%
£70,001 to £80,000	0	0%
£80,001 to £90,000	0	0%
£90,001 to £100,000	0	0%
£100,001 or over	0	0%
Don't know	0	0%
Prefer not to say	6	38%



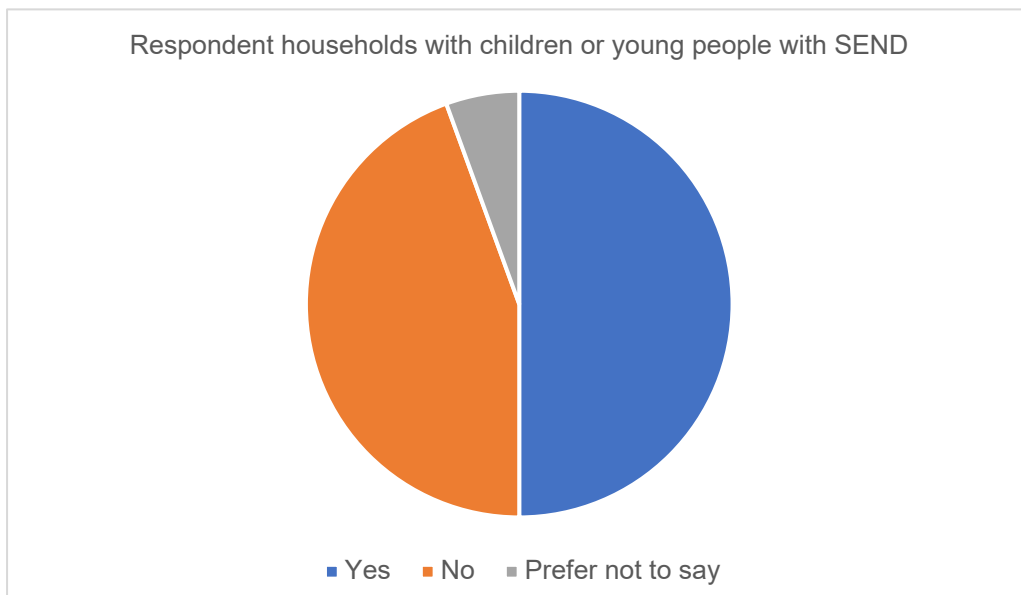
**Are there any children or young people under the age of 19 living in your household (including yourself)?**

Are there any children or young people under the age of 19 living in your household (including yourself)?	Responses	Percentage
Yes - aged 0-4	1	4%
Yes - aged 5-11	6	23%
Yes - aged 12-15	8	31%
Yes - aged 16-18	8	31%
No - none under the age of 19	0	0%
Prefer not to say	3	12%



**Do any of the children or young people under the age of 19 living in your household have special educational needs or disabilities (SEND)?**

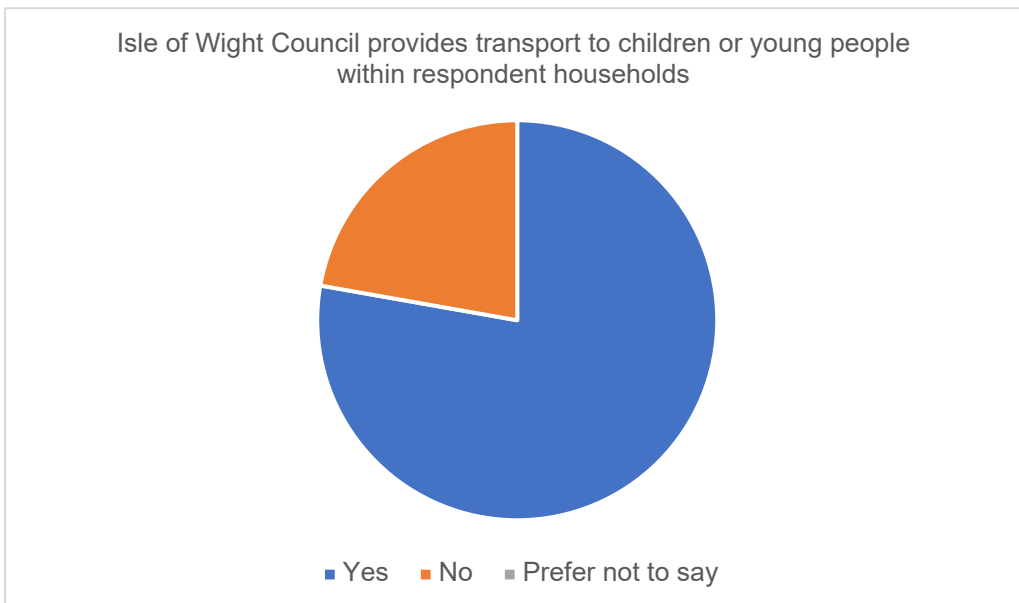
Do any of the children or young people under the age of 19 living in your household have special educational needs or disabilities (SEND)?	Responses	Percentage
Yes	9	50%
No	8	44%
Prefer not to say	1	6%



**Do any of the children or young people under the age of 19 living in your household currently receive School or Post-16 Transport provided by the Isle of Wight Council?**

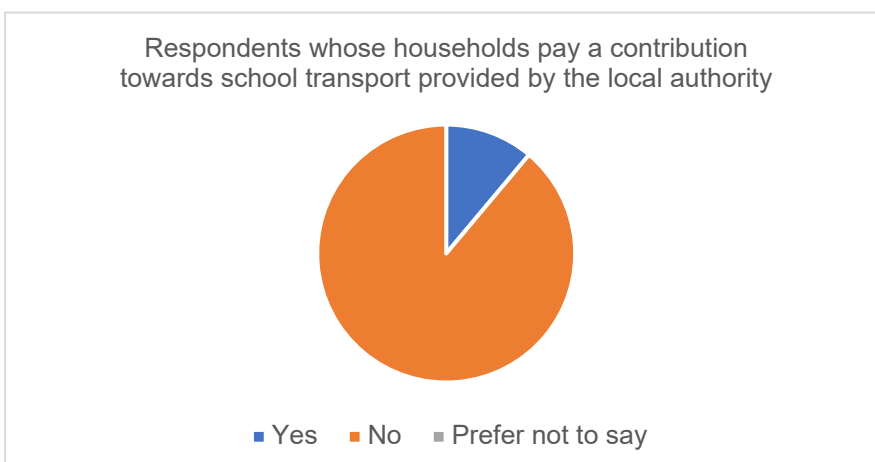
Transport provided by the Isle of Wight Council?	Responses	Percentage
--	-----------	------------

Yes	7	78%
No	2	22%
Prefer not to say	0	0%



**Do you currently pay a contribution towards the School Transport provided by The Isle of Wight Council?**

Do you currently pay a contribution towards the School Transport provided by The Isle of Wight Council?	Responses	Percentage
Yes	1	11%
No	8	89%
Prefer not to say	0	0%



**Does the School Transport support you currently receive from The Isle of Wight Council include any of the following?**

Does the School Transport support you currently receive from The Isle of Wight Council include any of the following?	Responses	Percentage
A mileage allowance for you to take the child or young person to school;	2	22%
A Passenger Assistant / School Escort on the transport;	4	44%
Neither of these;	3	33%
Not sure;	0	0%

